

Flanged pipe fittings

Ductile iron

12-01/11.2011 **12**

Page 1 of 7

Application and features

- Application: Water, seawater and sewage
- Smooth shapes ensure high quality coating
- Better elongation at break, compared to cast iron
- Lighter products, compared to cast iron
- High tensile strength
- Please notice: Face-to-face length may vary from pipe fittings in cast iron. See tables

- S-9660 Blank flange
- S-9661 Flanged spigot for ductile iron pipes
- S-9683 Flanged spigot for PVC-pipes
- S-9662 Flanged cross
- S-9663 Flanged cross with fire valve outlet
- S-9664 Flanged T-pipe
- S-9665 Flanged T-pipe with fire valve outlet
- S-9666 Flanged reducer
- S-9667 Flanged reducer with stainless studs
- S-9668 Flanged bend 11-90°
- S-9669 Flanged pipe



Technical description

- Standards: ISO 2531 – NS EN 545
- Face-to-face length: See tables
- Max. working pressure: PN 16
- Flange drilling: Standard drilling PN 10
- Max. temperature: 50°
- Coating: Epoxy minimum 250 µm
- Product colour: Blue, RAL 5017
- Material: EN 1563 EN-GJS-500-7

Assembly instructions

See separate sheet:

[\[Mounting and tightening of flanges\]](#)

Kongsberg Esco AS can accept no responsibility for possible errors in catalogues, brochures and other printed material. Kongsberg Esco AS reserves the right to alter its products without notice. This also applies to products already on order provided that such alterations can be made without subsequent changes being necessary in specifications already agreed. All trademarks in this material are property of the respective companies. Kongsberg Esco and the Kongsberg Esco logotype are trademarks of Kongsberg Esco AS. All rights reserved.

Flanged pipe fittings

Ductile iron

12-01/11.2011 **12**

Page 2 of 7

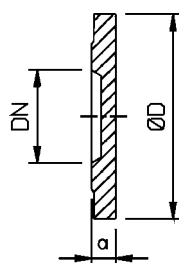
Product specific references and dimensions



S-9660 Blank flange

With/without threads

Please notice: Internal threads up to 2" are always located centrally. Blank flanges with threads larger than 2", can be delivered with centric location.



S-9660 Blank flange

DN mm	D mm	a mm	Weight kg	Esco no.	NRF no.
80	200	19,0	4	96600800	205 5013
100	220	19,0	5	96601000	205 5016
125	250	19,0	6	96601200	205 5019
150	285	19,0	7	96601500	205 5023
200	340	20,0	11	96602000	205 5026
250	400	22,0	17	96602500	205 5029
300	455	24,0	24	96603000	205 5033
350	505	24,0	30	96603500	205 5036
400	565	24,0	36	96604000	205 5039
500				96605000	205 5043
600					205 5046

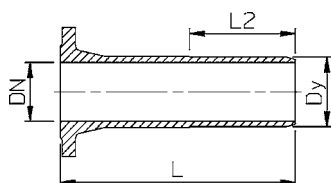
S-9660 Blank flanges with internal threads

DN mm	D mm	a mm	Weight kg	Esco no.	NRF no.
80 x 1 1/2"	200	19,0	4	96600840	205 5066
80 x 2"	200	19,0	4	96600850	205 5069
80 x 2 1/2"	200	19,0	4	96600865	205 5073
100 x 4"	200	19,0	4	96601010	205 5096
100 x 1"	220	19,0	5	96601025	205 5076
100 x 1 1/4"	220	19,0	5	96601032	205 5079
100 x 1 1/2"	220	19,0	5	96601040	205 5083
100 x 2"	220	19,0	5	96601050	205 5086
100 x 2 1/2"	220	19,0	5	96601065	205 5089
100 x 3"	220	19,0	5	96601080	205 5093
125 x 2"	250	19,0	6	96601250	205 5099
150 x 4"	285	19,0	7	96601510	205 5123
150 x 1 1/4"	285	19,0	7	96601532	205 5106
150 x 1 1/2"	285	19,0	7	96601540	205 5109
150 x 2"	285	19,0	7	96601550	205 5113
150 x 2 1/2"	285	19,0	7	96601565	205 5116
150 x 3"	285	19,0	7	96601580	205 5119
200 x 1 1/4"	340	20,0	11	96602032	205 5126
200 x 1 1/2"	340	20,0	11	96602040	205 5129
200 x 2"	340	20,0	11	96602050	205 5133
200 x 2 1/2"				96602065	205 5136
200 x 3"				96602080	205 5139
250 x 1 1/2"	400	22,0	17	96602540	205 5143
250 x 2"	400	22,0	17	96602550	205 5146
300 x 2"	455	24,5	24	96603050	205 5159



S-9661 Flanged spigot

For ductile pipes



S-9661 Flanged spigot

DN mm	Dy mm	L1 mm	L2 mm	Weight kg	Esco no.	NRF no.
80	98	350	170	8	96610800	205 5209
100	118	360	180	10	96611000	205 5213
125	144	370	180	12	96611200	205 5216
150	170	380	180	16	96611500	205 5219
200	222	400	180	22	96612000	205 5223
250	274	420	180	32	96612500	205 5226
300	326	440	180	43	96613000	205 5229
350	378	460	180	52	96613500	205 5233
400	429	480	180	64	96614000	205 5236
500	532	520	180	107	96615000	205 5239
600	632	560	180	145	96616000	205 5243

Flanged pipe fittings

Ductile iron

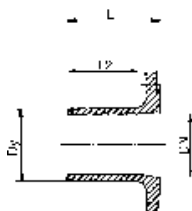
12-01/11.2011 **12**

Page 3 of 7

Product specific references and dimensions



S-9683 Flanged spigot
For PVC-pipes

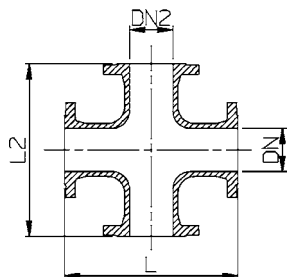


S-9683 Flanged spigot

DN x Dy mm	L mm	L2 mm	Weight kg	Esco no.	NRF no.
50 x 63	128	110	3,2	96830506	205 6553
65 x 75	130	117	4,5	96830607	205 6556
80 x 90	140	127	5,1	96830809	205 6559
100 x 110	153	138	6,1	96831011	205 6563
125 x 140	168	149	9,5	96831214	205 6566
150 x 160	173	161	10,2	96831516	205 6569
200 x 225	210	191	16,8	96832022	205 6573
250 x 280	250	219	27,7	96832528	205 6576
300 x 315	364	232	37,2	96833031	205 6579



S-9662 Flanged cross

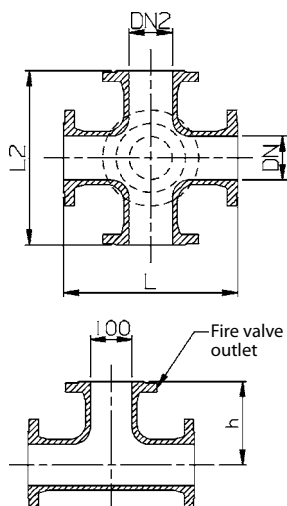


S-9662 Flanged cross

DN x DN2 mm	L mm	L2 mm	Weight kg	Esco no.	NRF no.
80 x 80	330	330	24	96620808	205 5259
100 x 100	360	360	28	96621010	205 5263
125 x 125	400	400	39	96621212	205 5266
150 x 100	440	420	41	96621510	205 5309
150 x 150	440	440	47	96621515	205 5269
200 x 100	520	520	60	96622010	205 5313
200 x 150	520	520	71	96622015	205 5316
200 x 200	520	520	93	96622020	205 5273
250 x 100	700	550	95	96622510	205 5319
250 x 150	700	600	110	96622515	205 5323
250 x 200	700	650	125	96622520	205 5326
250 x 250	700	700	135	96622525	205 5276
300 x 100	800	600	130	96623010	205 5329
300 x 150	800	650	140	96623015	205 5333
300 x 200	800	700	155	96623020	205 5336
300 x 250	800	750	170	96623025	205 5339
300 x 300	800	800	185	96623030	205 5279
400 x 400	900	900	299	96624040	205 5283
500 x 500	1000	1000	388	96625050	205 5286
600 x 600	1100	1100	533	96626060	205 5289



S-9663 Flanged cross
With fire valve outlet



S-9663 Flanged cross

DN x DN2 mm	L mm	L2 mm	h mm	Weight kg	Esco no.	NRF no.
100 x 100	360	360	160	32	96631010	205 5409
150 x 100	440	420	200	48	96631510	205 5446
150 x 150	440	440	200	54	96631515	205 5413
200 x 100	520	480	230	61	96632010	205 5449
200 x 150	520	500	230	71	96632015	205 5453
200 x 200	520	520	230	82	96632020	205 5416
250 x 100	700	550	255	102	96632510	205 5456
250 x 150	700	600	255	117	96632515	205 5459
250 x 200	700	650	255	119	96632520	205 5463
250 x 250	700	700	255	142	96632525	205 5419
300 x 100	800	600	280	137	96633010	205 5466
300 x 150	800	650	280	147	96633015	205 5469
300 x 200	800	700	280	162	96633020	205 5473
300 x 250	800	750	280	177	96633020	205 5476
300 x 300	800	800	280	193	96633030	205 5423

Flanged pipe fittings

Ductile iron

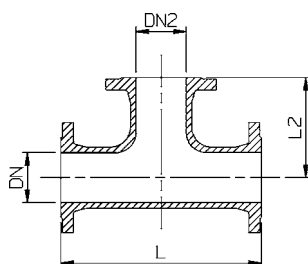
12-01/11.2011 **12**

Page 4 of 7

Product specific references and dimensions



S-9664 Flanged T-pipe

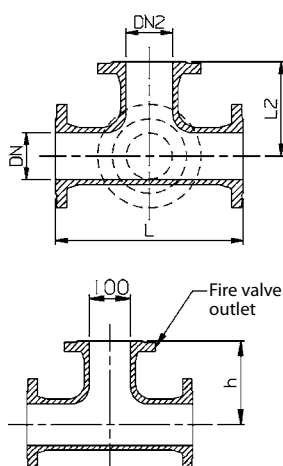


S-9664 Flanged T-pipe

DN x DN2 mm	L mm	L2 mm	Weight kg	Esco no.	NRF no.
80 x 80	330	165	16	96640808	205 5509
100 x 80	360	175	18	96641008	205 5563
100 x 100	360	180	19	96641010	205 5513
125 x 125	400	200	26	96641212	205 5516
150 x 100	440	210	30	96641510	205 5576
150 x 150	440	220	33	96641515	205 5519
200 x 100	520	240	43	96642010	205 5586
200 x 150	520	250	46	96642015	205 5589
200 x 200	520	260	50	96642020	205 5523
250 x 100	700	275	90	96642510	205 5593
250 x 150	700	300	96	96642515	205 5596
250 x 200	700	325	102	96642520	205 5599
250 x 250	700	350	109	96642525	205 5526
300 x 100	800	300	124	96643010	205 5603
300 x 150	800	325	129	96643015	205 5606
300 x 200	800	350	136	96643020	205 5609
300 x 250	800	375	143	96643025	205 5613
300 x 300	800	400	151	96643030	205 5529
350 x 350	850	425	195	96643535	205 5626
400 x 200	900	350	211	96644020	205 5633
400 x 250	900	350	215	96644025	205 5636
400 x 300	900	450	232	96644030	205 5639
400 x 400	900	450	246	96644040	205 5533



**S-9665 Flanged T-pipe
With fire valve outlet**



S-9665 Flanged T-pipe

DN x DN2 mm	L mm	L2 mm	h mm	Weight kg	Esco no.	NRF no.
100 x 100	360	180	160	20	96651010	205 5679
150 x 100	440	210	200	37	96651510	205 5703
150 x 150	440	220	200	40	96651515	205 5683
200 x 100	520	240	230	54	96652010	205 5706
200 x 150	520	250	230	57	96652015	205 5709
200 x 200	520	260	230	61	96652020	205 5686
250 x 100	700	275	255	97	96652510	205 5713
250 x 150	700	300	255	103	96652515	205 5716
250 x 250	700	350	255	116	96652525	205 5689
300 x 100	800	300	280	131	96653010	205 5723
300 x 150	800	325	280	136	96653015	205 5726
300 x 200	800	350	280	141	96653020	205 5729
300 x 300	800	400	280	158	96653030	205 5693

Flanged pipe fittings

Ductile iron

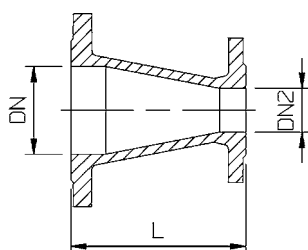
12-01/11.2011 **12**

Page 5 of 7

Product specific references and dimensions



S-9666 Flanged reducer

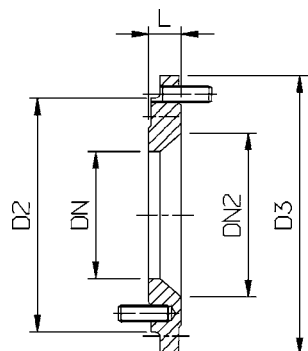


S-9666 Flanged reducer

DN x DN2 mm	L mm	Weight kg	Esco no.	NRF no.
80 x 50	200	7	96660805	205 5809
80 x 65	200	8	96660806	206 2409
100 x 50	200	8	96661005	205 5816
100 x 65	200	9	96661006	205 5819
100 x 80	200	9	96661008	205 5823
125 x 100	200	11	96661210	205 5829
150 x 80	200	13	96661508	205 5833
150 x 100	200	13	96661510	205 5836
150 x 125	200	14	96661512	205 5839
175 x 150		22	96661715	206 2489
200 x 100	300	19	96662010	205 5846
200 x 150	300	22	96662015	205 5853
250 x 100	300	26	96662510	205 5856
250 x 150	300	28	96662515	205 5859
250 x 200	300	30	96662520	205 5863
300 x 100	300	31	96663010	205 5866
300 x 150	300	33	96663015	205 5869
300 x 200	300	36	96663020	205 5873
300 x 250	300	41	96663025	205 5876



**S-9667 Flanged reducer
With stainless studs**



S-9667 Flanged reducer

DN x DN2 mm	L mm	D2 mm	D3 mm	Weight kg	Esco no.	NRF no.
100 x 65	45	158	220	7	96671006	
100 x 80	45	158	220	8	96671008	206 2633
125 x 100	40	220	250	8	96671210	206 2637
150 x 65	40	220	285	11	96671506	
150 x 80	40	220	285	11	96671508	2062638
150 x 100	40	220	285	11	96671510	206 2639
150 x 125	50	250	285	11	96671512	206 2642
200 x 100	40	220	340	15	96672010	206 2644
200 x 125	40	250	340	14	96672012	206 2646
200 x 150	40	285	340	16	96672015	206 2648
250 x 100	31	220	400	21	96672510	206 2652
250 x 125	31	250	400	21	96672512	206 2654
250 x 150	31	285	400	20	96672515	206 2656
250 x 200	31	340	400	21	96672520	206 2658
300 x 80	31	200	455	27	96673008	206 2668
300 x 100	31	220	455	27	96673010	206 2671
300 x 125	31	250	455	27	96673012	206 2673
300 x 150	38	255	455	33	96673015	206 2675
300 x 200	32	340	455	25	96673020	206 2677
300 x 250	33	400	455	25	96673025	206 2679

Flanged pipe fittings

Ductile iron

12-01/11.2011 **12**

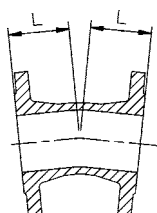
Page 6 of 7

Product specific references and dimensions



S-9668 Flanged bend

11 1/4°



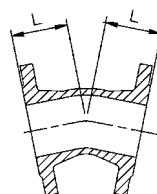
S-9668 Flanged bend

DN mm	L mm	Weight kg	Esco no.	NRF no.
80	130	11	96680811	205 6009
100	140	14	96681011	205 6026
125	150	21	96681211	205 6043
150	160	24	96681511	205 6059
200	180	34	96682011	205 6076
250	210	62	96682511	205 6093
300	255	77	96683011	205 6109
350	298	83	96683511	205 6171
400	324	107	96684011	205 6126
500	375	176	96685011	205 6143



S-9668 Flanged bend

22 1/2°



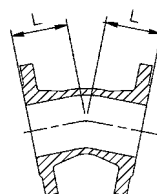
S-9668 Flanged bend

DN mm	L mm	Weight kg	Esco no.	NRF no.
80	130	10	96680822	205 6013
100	140	12	96681022	205 6029
125	150	16	96681222	205 6046
150	160	20	96681522	205 6063
200	180	29	96682022	205 6079
250	210	45	96682522	205 6096
300	255	63	96683022	205 6113
350	298	78	96683511	205 6172
400	324	108	96684011	205 6129
500	375	177	96685011	205 6146



S-9668 Flanged bend

30°



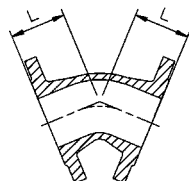
S-9668 Flanged bend

DN mm	L mm	Weight kg	Esco no.	NRF no.
80	130	10	96680830	205 6016
100	140	12	96681030	205 6033
125	150	16	96681230	205 6049
150	160	20	96681530	205 6066
200	180	29	96682030	205 6083
250	210	45	96682530	205 6099
300	255	63	96683030	205 6116
350	165	57	96683530	205 6173
400	183	73	96684030	205 6133
500	220	109	96685030	205 6149



S-9668 Flanged bend

45°



S-9668 Flanged bend

DN mm	L mm	Weight kg	Esco no.	NRF no.
80	130	9	96680845	205 6019
100	140	11	96681045	205 6036
125	150	15	96681245	205 6053
150	160	19	96681545	205 6069
200	180	28	96682045	205 6086
250	350	54	96682545	205 6103
300	400	76	96683045	205 6119
350	298	82	96683545	205 6136
400	324	106	96684045	205 6136
500	375	174	96684045	205 6153

Flanged pipe fittings

Ductile iron

12-01/11.2011 **12**

Page 7 of 7

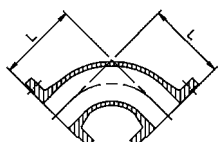
Product specific references and dimensions



S-9668 Flanged bend

90°

Also available with foot.



S-9668 Flanged bend

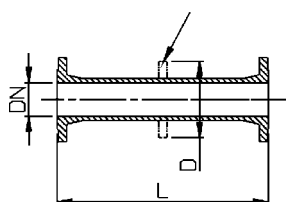
DN mm	L mm	Weight kg	Esco no.	NRF no.
80	165	10	96680890	205 6023
100	180	12	96681090	205 6039
125	200	16	96681290	205 6056
150	220	21	96681590	205 6073
200	260	31	96682090	205 6089
250	350	50	96682590	205 6106
300	400	70	96683090	205 6123
350	450	96	96683590	205 6176
400	500	126	96684090	205 6139
500	600	210	96685090	205 6156



S-9669 Flanged pipe

With/without grouting collar.

Grouting collar



S-9669 Flanged pipe

DN mm	L mm	Weight kg	Esco no.	NRF no.
100	500	17	96691005	205 6306
150	500	26	96691505	205 6309
200	500	37	96692005	205 6313
250	500	51	96692505	205 6316
300	500	65	96693005	205 6319



Please note: Flanged pipes with threaded flanges require flange gasket S-0101.

S-9669 Flanged pipe with grouting collar

DN mm	L mm	D mm	Weight kg	Esco no.	NRF no.
100	500	200	18	96691052	205 6513
150	500	270	26	96691552	205 6516
200	500	325	35	96692052	205 6519
250	500	375	47	96692552	205 6523
300	500	430	65	96693052	205 6526