

Heinco socket pipe fittings

For cast iron and ductile iron pipes

13-02/1039001151/05.2007 **13**

Page 1 of 3

Application and features

- Application: Water and sewage
- All Heinco products are Norwegian manufactured
- Suitable for all types of iron pipes (for min./max. diameter, see table under "E")
- S-9171-1 also to be moved along sliding collar

S-9170-1 Flanged socket
 S-9171-1 Collar
 S-9174 Socket/spigot bend



Technical description and material specification

- Face-to-face length: See table
- Max. working pressure: PN 16
- Flange drilling: Standard drilling PN 10
- Max. temperature: 70°
- Angular adjustment: 0-11,5° in plane 1
- Coating: Epoxy minimum 250 µm
- Product colour: Blue, RAL 5017

Material specification

Detail	Materials
Body	Cast iron EN 1561 EN-GJL-250
Gland	Cast iron EN 1561 EN-GJL-250
Gasket	Rubber (NBR)
Bolts	Hot dipped galvanized steel (A2/A4 on request)

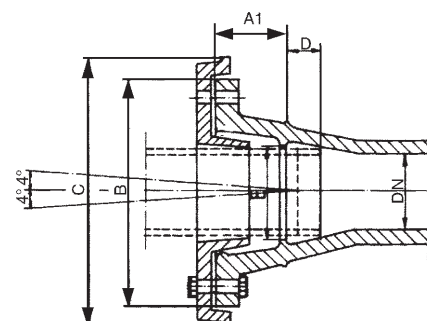
Assembly instructions

See separate sheet:

[\[Assembly instructions – Heinco socket pipe fittings\]](#)

Dimensions and performances

DN mm	A1 mm	B mm	C mm	D mm	E min/max	Bolts	
						pieces	mm
80	75	252	283	35	95,3 - 100	4	M 20 x 90
100	75	280	310	35	115,2 - 124	4	M 20 x 90
125	75	295	330	35	141,2 - 150	4	M 20 x 90
150	75	330	360	35	167,1 - 177	4	M 20 x 90
175	80	335	392	35	194,0 - 228	4	M 20 x 90
200	80	372	415	35	219,0 - 203	6	M 20 x 90
225	80	400	460	35	245,0 - 254	6	M 20 x 90
250	80	423	468	35	269,9 - 280	6	M 20 x 100
300	80	476	516	35	322,7 - 332	7	M 20 x 100
350	85	562	593	35	374,6 - 384	8	M 20 x 100
400	85	609	650	35	425,5 - 435	8	M 20 x 100



Kongsberg Esco AS can accept no responsibility for possible errors in catalogues, brochures and other printed material. Kongsberg Esco AS reserves the right to alter its products without notice. This also applies to products already on order provided that such alterations can be made without subsequent changes being necessary in specifications already agreed. All trademarks in this material are property of the respective companies. Kongsberg Esco and the Kongsberg Esco logotype are trademarks of Kongsberg Esco AS. All rights reserved.

Heinco socket pipe fittings

For cast iron and ductile iron pipes

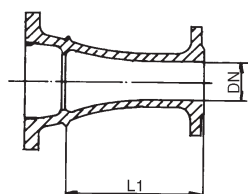
13-02/1039001151/05.2007 **13**

Page 2 of 3

Product specific references and dimensions



S-9170-1 Flanged socket

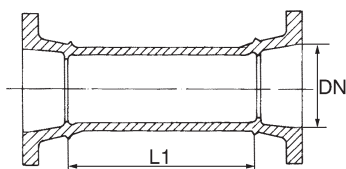


S-9170-1 Flanged socket

DN mm	L1 mm	Weight kg	Esco no.	NRF no.
80	150	18	91700801	206 3705
100	150	22	91701001	206 3709
125	150	28	91701201	206 3714
150	150	33	91701501	206 3719
175	150	39	91701701	206 3724
200	150	48	91702001	206 3729
225	150	54	91702201	206 3734
250	150	60	91702501	206 3739
300	150	83	91703001	206 3749
350	150	98	91703501	206 3754
400	150	120	91704001	206 3764
150/175	150	37	91701601	206 3805
200/225	150	50	91701801	206 3829



S-9171-1 Collar

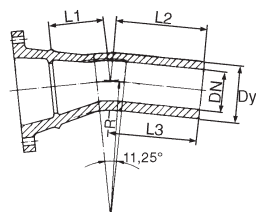


S-9171-1 Collar

DN mm	L1 mm	Weight kg	Esco no.	NRF no.
80	160	25	91710801	206 4205
100	160	30	91711001	206 4209
125	160	35	91711201	206 4214
150	165	40	91711501	206 4219
200	170	72	91712001	206 4229
250	175	85	91712501	206 4239
300	180	106	91713001	206 4249
350	185	135	91713501	206 4254
400	190	165	91714001	206 4264



S-9174 Socket/spigot bend 11 1/4°



S-9174 Socket/spigot bend 11 1/4°

DN mm	Dy mm	R mm	L1 mm	L2 mm	L3 mm	Weight kg	Esco no.	NRF no.
100	118	300	135	180	180	26	91741011	206 4834
150	170	350	125	185	180	32	91741511	206 4894
200	222	400	130	215	180	60	91742011	206 4954
250	274	450	125	195	180	70	91742511	206 5014
300	326	500	100	250	180	79	91743011	206 5074

Heinco socket pipe fittings

For cast iron and ductile iron pipes

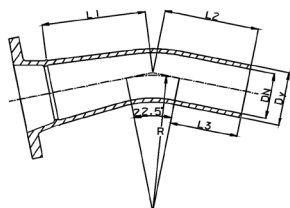
13-02/1039001151/05.2007 **13**

Page 3 of 3

Product specific references and dimensions



S-9174 Socket/spigot bend
22 1/2°

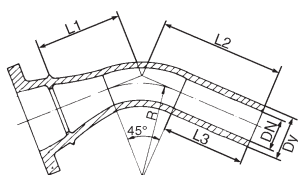


S-9174 Socket/spigot bend 22 1/2°

DN mm	Dy mm	R mm	L1 mm	L2 mm	L3 mm	Weight kg	Esco no.	NRF no.
100	118	300	165	210	180	27	91741022	206 4839
150	170	350	160	220	180	35	91741522	206 4899
200	222	400	170	250	180	65	91742022	206 4959
250	274	450	170	240	180	75	91742522	206 5019
300	326	500	150	300	180	85	91743022	206 5079



S-9174 Socket/spigot bend
45°

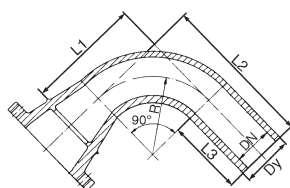


S-9174 Socket/spigot bend 45°

DN mm	Dy mm	R mm	L1 mm	L2 mm	L3 mm	Weight kg	Esco no.	NRF no.
100	118	300	230	275	180	31	91741045	206 4849
150	170	350	235	295	180	48	91741545	206 1909
200	222	400	270	350	180	76	91742045	206 4969
250	274	450	265	360	180	90	91742545	206 5029
300	326	500	260	410	180	110	91743045	206 5089



S-9174 Socket/spigot bend
90°



S-9174 Socket/spigot bend 90°

DN mm	Dy mm	R mm	L1 mm	L2 mm	L3 mm	Weight kg	Esco no.	NRF no.
100	118	155	260	305	180	34	91741090	206 4859
150	170	200	290	350	180	46	91741590	206 4919
200	222	245	340	420	180	80	91742090	206 4979
250	274	290	375	465	180	95	91742590	206 5039
300	326	300	400	550	180	115	91743090	206 5099